



109980 GE – NON-GOURMET ELECTRIC – STANDARD



Model#: JB735SPSS

GE® 30" Free-Standing Electric Convection Range with No Preheat Air Fry

Approx Dimensions (HxWxD): 47 H x 29 7/8 W x 28 D

- No Preheat Air Fry-Cook healthier, crispier versions of your favorite foods in less time, thanks to an air fryer right in your oven that doesn't require preheating, a basket or a special tray
- 12"/9" dual element-A dual burner cooktop lets you choose between 12-inch and 9-inch electric elements for a more convenient cooking experience
- Convection-This convection oven cooks and browns more evenly, using a rear fan to circulate hot air
- Fast preheat-Preheat the oven quickly and cut down on preheat time with a speedy preheat feature



Model#: GDT635HSRSS

GE® Top Control with Stainless Steel Interior Door Dishwasher with Sanitize Cycle & Dry Boost

Approx Dimensions (HxWxD): 33 3/8 H x 23 3/4 W x 24 D

- WiFi Powered by SmartHQ™-Monitor cycle status, check detergent pod count and automatically reorder detergent using your mobile device
- Bottle Jets-This dishwasher with bottle jets ensures a deep clean for tall items, narrow glasses, jars and more. In the upper rack, each of the four bottle jets directs water and detergent inside to effectively wash hard-to-reach areas
- Dry Boost™-Dry Boost gets hard-to-dry items like plastics up to 3x drier compared to heated dry
- Water Leak Sensor-This dishwasher features Active Flood Protect, preventing potential overflows for greater peace of mind. A water sensor cancels the wash cycle before a flood can occur and alerts you with blinking lights and a tone



Model#: JVM3162RJSS

GE® 1.6 Cu. Ft. Over-the-Range Microwave Oven

Approx Dimensions (HxWxD): 16 7/16 H x 29 7/8 W x 15 7/8 D

- 1.6 cu. ft. capacity-950 Watts (IEC-705 test procedure)
- Convenience cooking controls-Operating made quick and easy
- Auto and time defrost-Defrosting times and power levels are programmed automatically or manually for optimal results
- Turntable On/Off-Controls turntable operation



109982 GE – NON-GOURMET ELECTRIC – UP 1



Model#: PSS93YPFS

GE Profile™ 30" Smart Slide-In Electric Convection Fingerprint Resistant Range with No Preheat Air Fry

Approx Dimensions (HxWxD): 37 1/4 H x 29 7/8 W x 28 D

- No Preheat Air Fry-Cook healthier, crispier versions of your favorite foods in less time, thanks to an air fryer right in your oven that doesn't require preheating, a basket or a special tray
- Built-In WiFi, Powered by SmarthQ App-Connect, control and manage your oven from anywhere with your smartphone or tablet (Select features require WiFi Connection) [See details](#)
- GE Profile Connect +-Ensure your oven always has the latest features, like new Air Fry modes, with downloadable software upgrades
- Fingerprint resistant stainless-Easily wipe away smudges and fingerprints for a look that's always sparkling clean



Model#: PDT715SYNFS

GE Profile™ Fingerprint Resistant Top Control with Stainless Steel Interior Dishwasher with Sanitize Cycle & Dry Boost w

Approx Dimensions (HxWxD): 34 H x 23 3/4 W x 24 D

- Dry Boost™ with Fan Assist-Dry-Dry Boost with Fan Assist gets hard-to-dry items like plastics up to 3 times drier than heated dry cycles using a fan that pulls moist air out, resulting in table ready dishes
- Deep Clean Silverware Jets-This dishwasher with powerful cleaning jets washes your silverware to perfection, no matter how you load it. A system of 40 jets blast the silverware basket from the bottom up, removing all stuck-on foods
- Built-In Third Rack-This dishwasher with third rack storage lets you easily clean more items in fewer loads. It gives you extra loading flexibility with a place to wash and dry silverware, spatulas, lids and more
- Water Leak Sensor-This dishwasher features Active Flood Protect, which prevents potential overflows for greater peace of mind. It works by using a water leak detector to sense when water is too high, pumping it out until a safe level is reached



Model#: PVM9179SRSS

GE Profile™ 1.7 Cu. Ft. Convection Over-the-Range Microwave Oven

Approx Dimensions (HxWxD): 16 5/16 H x 29 7/8 W x 15 9/16 D

- Air Fry-Achieve crispy, never greasy, fried food results in your oven without the oil
- 1.7 cu. ft. capacity-950 Watts (IEC-705 test procedure)
- Fast Cook-Convection and microwave cooking combine to deliver fast oven-quality results
- Sensor cooking controls-Automatically adjusts time and power for delicious cooking results



109984 GE – NON-GOURMET ELECTRIC – UP 2



Model#: CES700P2MS1

Café™ 30" Smart Slide-In, Front-Control, Radiant and Convection Range

Approx Dimensions (HxWxD): 37 3/8 H x 29 7/8 W x 29 1/2 D

- Built-In WiFi, Powered by SmartHQ App-Manage all aspects of your kitchen with the help of the SmartHQ™ App or your voice assistant (Select features require WiFi Connection) [See details](#)
- Personalized Features + Upgrades-Usher in the latest features by downloading cooking upgrades right to your oven, putting Air Fry and more in your repertoire
- No-Preheat Air Fry-Cook healthier, crispier versions of your favorite foods in less time, thanks to an air fryer right in your oven that doesn't require preheating, a basket or a special tray (WiFi Enabled)
- Seamless glass surface streamlines and simplifies cooking-A sleek look is yours with an edge-to-edge glass cooktop that provides a seamless, easy-to-clean surface with more usable cooking space for five course meals



Model#: CDT805P2NS1

Café™ Stainless Steel Interior Dishwasher with Sanitize and Ultra Wash & Dry

Approx Dimensions (HxWxD): 34 H x 23 3/4 W x 24 D

- Ultra Wash & Dry-This ultra-wash and dry dishwasher ensures sparkling clean, table-ready dishes. Its comprehensive wash system has a reversing quad spray arm for full coverage. Plus a premium drying system dries every item completely
- Loading Flexibility-A dishwasher with fold-down tines for uniquely shaped items and a third rack for extra capacity gives you the loading flexibility to store every dish how you want, and still get perfect results
- Customizable Hardware Options-Choose from four unique Café handle finishes to complement the rest of your kitchen, or your other Café appliances
- Adjustable Upper Rack-Enjoy a dishwasher with flexible loading with an adjustable upper rack. Easily move it up or down to fit bottles, large platters and other items as tall as 10.5



Model#: CVM517P2RS1

Café™ 1.7 Cu. Ft. Convection Over-the-Range Microwave Oven

Approx Dimensions (HxWxD): 16 5/16 H x 29 7/8 W x 17 15/16 D

- Air Fry-Make your favorite "fried" foods healthy, thanks to a mode that crisps without using oil for frying
- Create a streamlined cooking experience-Simplify your cooking steps by using Chef Connect to automatically activate vents and surface lights when a range element is turned on, as well as sync your microwave and range clocks
- A simple and smart addition to your culinary repertoire-Fresh vegetables and rice are perfectly prepared with a steam cook button that simplifies the entire process
- Say goodbye to guesswork-Enjoy consistently delicious results with sensor cooking controls that automatically adjust the time and power



109988 GE – GOURMET ELECTRIC – UP 1



Model#: JTD3000SNSS

GE® 30" Smart Built-In Self-Clean Double Wall Oven with Never-Scrub Racks

Approx Dimensions (HxWxD):
53 H x 29 3/4 W x 26 3/4 D

- Never scrub, heavy-duty racks-Say goodbye to scrubbing thanks to never scrub heavy-duty racks, engineered to withstand a self clean cycle
- Easy Clean controls-Simple controls that wipe clean with little effort
- Self-Clean with optional Steam Clean-Cleaning the oven interior has never been easier, with two cleaning options to fit your lifestyle
- Anywhere control with remote notifications-Save time by conveniently preheating and monitoring your oven from anywhere using the SmartHQ App



Model#: JEP5030STSS

GE® 30" Built-In knob Control Electric Cooktop

Approx Dimensions (HxWxD):
3 1/4 H x 29 7/8 W x 21 1/2 D

- Easy Clean Surface-A smooth glass surface makes cleaning up messes simpler than ever on this easy clean electric cooktop
- Power Boil on Dual-Ring Element (3,100W)-Cook faster with a variety of different pan sizes on this powerful rapid boil electric cooktop with a 3,100-watt flexible element
- Additional Power Boil Dual-Ring Element (2,200W)-Cook more dishes quickly with an additional 2,200-watt flexible cooking element that rapidly boils water in different pan sizes
- Keep Warm Setting-This electric cooktop's 7" element features a range of heat - from a dedicated "Keep Warm" setting to the power to boil water



Model#: JVM3162RJSS

GE® 1.6 Cu. Ft. Over-the-Range Microwave Oven

Approx Dimensions (HxWxD):
16 7/16 H x 29 7/8 W x 15 7/8 D

- 1.6 cu. ft. capacity-950 Watts (IEC-705 test procedure)
- Convenience cooking controls-Operating made quick and easy
- Auto and time defrost-Defrosting times and power levels are programmed automatically or manually for optimal results
- Turntable On/Off-Controls turntable operation



Model#: GDT635HSRSS

GE® Top Control with Stainless Steel Interior Door Dishwasher with Sanitize Cycle & Dry Boost

Approx Dimensions (HxWxD): 33 3/8 H x 23 3/4 W x 24 D

- WiFi Powered by SmartHQ™-Monitor cycle status, check detergent pod count and automatically reorder detergent using your mobile device
- Bottle Jets-This dishwasher with bottle jets ensures a deep clean for tall items, narrow glasses, jars and more. In the upper rack, each of the four bottle jets directs water and detergent inside to effectively wash hard-to-reach areas
- Dry Boost™-Dry Boost gets hard-to-dry items like plastics up to 3x drier compared to heated dry
- Water Leak Sensor-This dishwasher features Active Flood Protect, preventing potential overflows for greater peace of mind. A water sensor cancels the wash cycle before a flood can occur and alerts you with blinking lights and a tone



109990 GE – GOURMET ELECTRIC – UP 2



Model#: PTD7000SNSS

GE Profile™ 30" Smart Built-In Convection Double Wall Oven with No Preheat Air Fry

Approx Dimensions (HxWxD):
53 H x 29 3/4 W x 26 3/4 D

- Built-In WiFi, Powered by SmartHQ App-Connect, control and manage your oven from anywhere with your smartphone or tablet (Select features require WiFi Connection) [See details](#)
- GE Profile Connect +Ensure your oven always has the latest features, like new Air Fry modes, with downloadable software upgrades
- No Preheat Air Fry-Cook healthier, crispier versions of your favorite foods in less time, thanks to an air fryer right in your oven that doesn't require preheating, a basket or a special tray
- Precision cooking modes-Simplify the cooking process with precision cooking modes that automatically track progress, and make time and temperature adjustments



Model#: PEP7030DTBB

GE Profile™ 30" Built-In Touch Control Electric Cooktop

Approx Dimensions (HxWxD):
3 1/4 H x 29 7/8 W x 21 1/2 D

- Power Boil on Dual-Ring Element-Cook faster with a variety of different pan sizes on this powerful rapid boil electric cooktop with a 3,100-watt flexible element.
- Precision Temperature Control-Set your burner to an exact degree, not just high, medium or low, with Precision Temperature Control. Using a smart pan, the cooktop maintains a specific temperature – from 100 to 500 degrees. Perfect for sauces, candies and frying.
- Guided Cooking-Connect a smart pan to your cooktop and your burners will adjust time and temperature based on a video-guided recipe in the app. Choose from thousands of recipes and get perfectly cooked food – from porkchops to pancakes. Pan sold separately.
- Glide Touch Controls-Choose from 11 different heat settings with one easy swipe for total heat control.



Model#: PVM9179SRSS

GE Profile™ 1.7 Cu. Ft. Convection Over-the-Range Microwave Oven

Approx Dimensions (HxWxD):
16 5/16 H x 29 7/8 W x 15 9/16 D

- Air Fry-Achieve crispy, never greasy, fried food results in your oven without the oil
- 1.7 cu. ft. capacity-950 Watts (IEC-705 test procedure)
- Fast Cook-Convection and microwave cooking combine to deliver fast oven-quality results
- Sensor cooking controls-Automatically adjusts time and power for delicious cooking results



Model#: PDT715SYNFS

GE Profile™ Fingerprint Resistant Top Control with Stainless Steel Interior Dish

Approx Dimensions (HxWxD):
34 H x 23 3/4 W x 24 D

- Dry Boost™ with Fan Assist-Dry-Dry Boost with Fan Assist gets hard-to-dry items like plastics up to 3 times drier than heated dry cycles using a fan that pulls moist air out, resulting in table ready dishes
- Deep Clean Silverware Jets-This dishwasher with powerful cleaning jets washes your silverware to perfection, no matter how you load it. A system of 40 jets blast the silverware basket from the bottom up, removing all stuck-on foods
- Built-In Third Rack-This dishwasher with third rack storage lets you easily clean more items in fewer loads. It gives you extra loading flexibility with a place to wash and dry silverware, spatulas, lids and more
- Water Leak Sensor-This dishwasher features Active Flood Protect, which prevents potential overflows for greater peace of mind. It works by using a water leak detector to sense when water is too high, pumping it out until a safe level is reached



109992 GE – GOURMET ELECTRIC – UP 3



Model#: PEP7030DTBB

GE Profile™ 30" Built-In Touch Control Electric Cooktop

Approx Dimensions (HxWxD):
3 1/4 H x 29 7/8 W x 21 1/2 D

- Power Boil on Dual-Ring Element-Cook faster with a variety of different pan sizes on this powerful rapid boil electric cooktop with a 3,100-watt flexible element.
- Precision Temperature Control-Set your burner to an exact degree, not just high, medium or low, with Precision Temperature Control. Using a smart pan, the cooktop maintains a specific temperature – from 100 to 500 degrees. Perfect for sauces, candies and frying.
- Guided Cooking-Connect a smart pan to your cooktop and your burners will adjust time and temperature based on a video-guided recipe in the app. Choose from thousands of recipes and get perfectly cooked food – from porkchops to pancakes. Pan sold separately.
- Glide Touch Controls-Choose from 11 different heat settings with one easy swipe for total heat control.



Model#: PT7800SHSS

GE Profile™ 30" Built-In Combination Convection Microwave/Convection Wall Oven

Approx Dimensions (HxWxD):
43 3/8 H x 29 3/4 W x 26 3/4 D

- Convection microwave (upper oven)-Circulates heat for high-quality results
- True European Convection (lower oven)-Achieve delicious results from a third heating element and fan combination
- Never-scrub, heavy-duty roller rack (lower oven)-Easily access items with a rack that glides smoothly
- Self-clean with Steam Clean option (lower oven)-Clean your oven the way you want



Model#: UVW8301SLSS

30" Designer Wall Mount Hood w/ Dimmable LED Lighting

Approx Dimensions (HxWxD):
24 H x 30 W x 20 D

- 350-CFM Blower-Keep guests comfortable in every way with a 350-CFM blower that removes smoke, grease, odors and moisture from the kitchen
- 350-CFM blower-Powerful blower removes smoke, grease, odor and moisture
- Because everything from plating to lighting matters-Create the right ambience any time of day with double LED dimmable lighting that illuminates the cooktop or range. Bulbs are included
- Enjoy effortless control-Add a conversation-starter to your kitchen with electronic backlit controls that look great and are easy to use



Model#: PDT715SYNFS

GE Profile™ Fingerprint Resistant Top Control with Stainless Steel Interior Dish

Approx Dimensions (HxWxD):
34 H x 23 3/4 W x 24 D

- Dry Boost™ with Fan Assist-Dry-Dry Boost with Fan Assist gets hard-to-dry items like plastics up to 3 times drier than heated dry cycles using a fan that pulls moist air out, resulting in table ready dishes
- Deep Clean Silverware Jets-This dishwasher with powerful cleaning jets washes your silverware to perfection, no matter how you load it. A system of 40 jets blast the silverware basket from the bottom up, removing all stuck-on foods
- Built-In Third Rack-This dishwasher with third rack storage lets you easily clean more items in fewer loads. It gives you extra loading flexibility with a place to wash and dry silverware, spatulas, lids and more
- Water Leak Sensor-This dishwasher features Active Flood Protect, which prevents potential overflows for greater peace of mind. It works by using a water leak detector to sense when water is too high, pumping it out until a safe level is reached



109994 GE – GOURMET ELECTRIC – UP 4



Model#: CTD70DP2NS1

Café™ 30" Smart Double Wall Oven with Convection

Approx Dimensions (HxWxD):
53 H x 29 3/4 W x 26 3/4 D

- Built-In WiFi, Powered by SmartHQ App-Manage all aspects of your kitchen with the help of the SmartHQ™ App or your voice assistant (Select features require WiFi Connection) [See details](#)
- Personalized Features + Upgrades-Usher in the latest features by downloading cooking upgrades right to your oven, putting Air Fry and more in your repertoire
- Precision is the name of your cooking game-Confidently try new recipes and perfectly execute your favorites, using a smart system that automatically tracks progress, modifies temperatures and adjusts cook times
- Brighten up life in the kitchen-Easily navigate settings using a stunning full color display that adds an unexpected touch of style to your kitchen, including custom screen backgrounds and weather updates



Model#: CHP90362TSS

Café™ Series 36" Built-In Touch Control Induction Cooktop

Approx Dimensions (HxWxD):
3 1/4 H x 36 1/4 W x 21 1/8 D

- Effortless Control and Responsiveness-19 different heat settings and controls illuminated with white LED lights use induction technology to ensure burners quickly adjust and respond.
- Easy Clean Surface-A smooth glass surface with glide touch controls and induction technology that ensures spills won't burn makes this an easy clean cooktop
- Guided Cooking-Follow along a video-guided recipe and your burners will automatically adjust time and temperature using a smart pan. Experience the joy of a perfectly cooked meal, from scallops to scrambles. Pan sold separately.
- Rapid Boil-Boil water faster thanks to induction elements that immediately heat your pan, not the cooktop surface.



Model#: CVM517P2RS1

Café™ 1.7 Cu. Ft. Convection Over-the-Range Microwave Oven

Approx Dimensions (HxWxD):
16 5/16 H x 29 7/8 W x 17 15/16 D

- Air Fry-Make your favorite "fried" foods healthy, thanks to a mode that crisps without using oil for frying
- Create a streamlined cooking experience-Simplify your cooking steps by using Chef Connect to automatically activate vents and surface lights when a range element is turned on, as well as sync your microwave and range clocks
- A simple and smart addition to your culinary repertoire-Fresh vegetables and rice are perfectly prepared with a steam cook button that simplifies the entire process
- Say goodbye to guesswork-Enjoy consistently delicious results with sensor cooking controls that automatically adjust the time and power



Model#: CDT805P2NS1

Café™ Stainless Steel Interior Dishwasher with Sanitize and Ultra Wash & Dry

Approx Dimensions (HxWxD):
34 H x 23 3/4 W x 24 D

- Ultra Wash & Dry-This ultra-wash and dry dishwasher ensures sparkling clean, table-ready dishes. Its comprehensive wash system has a reversing quad spray arm for full coverage. Plus a premium drying system dries every item completely
- Loading Flexibility-A dishwasher with fold-down tines for uniquely shaped items and a third rack for extra capacity gives you the loading flexibility to store every dish how you want, and still get perfect results
- Customizable Hardware Options-Choose from four unique Café handle finishes to complement the rest of your kitchen, or your other Café appliances
- Adjustable Upper Rack-Enjoy a dishwasher with flexible loading with an adjustable upper rack. Easily move it up or down to fit bottles, large platters and other items as tall as 10.5



109996 GE – GOURMET ELECTRIC – UP 5



Model#: CTC912P2NS1

Café™ 30 in. Combination Double Wall Oven with Convection and Advantium® Technol

Approx Dimensions (HxWxD):
42 3/8 H x 29 3/4 W x 26 3/4 D

- Unmatched versatility to unleash your imagination-Enjoy a whole new level of cooking flexibility with a single oven that can be used in five different ways. Use it as a Convection Oven, Microwave, Toaster Oven, Warming/Proofing Oven, and Precision Cook Oven with Advantium Technology (upper oven)
- The perfect marriage of quality and speed-Eliminate the need for preheating and cook your favorite foods two- to four-times faster than a conventional oven (upper oven)
- The perfect bake is now perfectly easy-Achieve unrivaled performance with the only system that delivers top-down true convection for consistent results on special occasion favorites like roasts, chicken, turkey and more (lower oven)
- The oven rack that handles it all-Easily remove heavy dishes with a roller rack that is specially designed to glide smoothly and stay in the oven during the self-clean cycle, so you never have to handle cumbersome racks again (lower oven)



Model#: CHP90362TSS

Café™ Series 36" Built-In Touch Control Induction Cooktop

Approx Dimensions (HxWxD):
3 1/4 H x 36 1/4 W x 21 1/8 D

- Effortless Control and Responsiveness-19 different heat settings and controls illuminated with white LED lights use induction technology to ensure burners quickly adjust and respond.
- Easy Clean Surface-A smooth glass surface with glide touch controls and induction technology that ensures spills won't burn makes this an easy clean cooktop
- Guided Cooking-Follow along a video-guided recipe and your burners will automatically adjust time and temperature using a smart pan. Experience the joy of a perfectly cooked meal, from scallops to scrambles. Pan sold separately.
- Rapid Boil-Boil water faster thanks to induction elements that immediately heat your pan, not the cooktop surface.



Model#: UVW8361SLSS

36" Designer Wall Mount Hood w/ Dimmable LED Lighting

Approx Dimensions (HxWxD):
24 H x 36 W x 20 D

- 350-CFM Blower-Keep guests comfortable in every way with a 350-CFM blower that removes smoke, grease, odors and moisture from the kitchen
- 350-CFM blower-Maintain a fresh, welcoming kitchen environment with a powerful blower designed to remove smoke, grease, odor and moisture
- 350-CFM blower-Powerful blower removes smoke, grease, odor and moisture
- Because everything from plating to lighting matters-Create the right ambience any time of day with double LED dimmable lighting that illuminates the cooktop or range. Bulbs are included



Model#: CDT805P2NS1

Café™ Stainless Steel Interior Dishwasher with Sanitize and Ultra Wash & Dry

Approx Dimensions (HxWxD):
34 H x 23 3/4 W x 24 D

- Ultra Wash & Dry-This ultra-wash and dry dishwasher ensures sparkling clean, table-ready dishes. Its comprehensive wash system has a reversing quad spray arm for full coverage. Plus a premium drying system dries every item completely
- Loading Flexibility-A dishwasher with fold-down tines for uniquely shaped items and a third rack for extra capacity gives you the loading flexibility to store every dish how you want, and still get perfect results
- Customizable Hardware Options-Choose from four unique Café handle finishes to complement the rest of your kitchen, or your other Café appliances
- Adjustable Upper Rack-Enjoy a dishwasher with flexible loading with an adjustable upper rack. Easily move it up or down to fit bottles, large platters and other items as tall as 10.5



GE APPLIANCES
a Haier company

CustomerNet

STANLEY  **MARTIN™**

109981 GE – NON-GOURMET GAS – STANDARD



Model#: JGBS66REKSS

GE® 30" Free-Standing Gas Range

Approx Dimensions (HxWxD): 47 1/4 H x 30 W x 28 3/4 D

- Edge-to-edge cooktop-A large cooking surface gives you extra room for pots and pans of all sizes and lets cookware move easily from burner to burner
- Extra-large integrated non-stick griddle-Cook up to six grilled cheeses at once on the industry's largest integrated griddle
- 15,000 BTU Power Boil Burner-Delivers high heat for fast boiling
- Center oval burner-Large oval fifth burner is ideal for griddle cooking



Model#: JVM3162RJSS

GE® 1.6 Cu. Ft. Over-the-Range Microwave Oven

Approx Dimensions (HxWxD): 16 7/16 H x 29 7/8 W x 15 7/8 D

- 1.6 cu. ft. capacity-950 Watts (IEC-705 test procedure)
- Convenience cooking controls-Operating made quick and easy
- Auto and time defrost-Defrosting times and power levels are programmed automatically or manually for optimal results
- Turntable On/Off-Controls turntable operation



Model#: GDT635HSRSS

GE® Top Control with Stainless Steel Interior Door Dishwasher with Sanitize Cycle & Dry Boost

Approx Dimensions (HxWxD): 33 3/8 H x 23 3/4 W x 24 D

- WiFi Powered by SmartHQ™-Monitor cycle status, check detergent pod count and automatically reorder detergent using your mobile device
- Bottle Jets-This dishwasher with bottle jets ensures a deep clean for tall items, narrow glasses, jars and more. In the upper rack, each of the four bottle jets directs water and detergent inside to effectively wash hard-to-reach areas
- Dry Boost™-Dry Boost gets hard-to-dry items like plastics up to 3x drier compared to heated dry
- Water Leak Sensor-This dishwasher features Active Flood Protect, preventing potential overflows for greater peace of mind. A water sensor cancels the wash cycle before a flood can occur and alerts you with blinking lights and a tone



GE APPLIANCES
a Haier company

CustomerNet

STANLEY MARTIN™

109983 GE – NON-GOURMET GAS – UP 1



Model#: PGS930YPFS

GE Profile™ 30" Smart Slide-In Front-Control Gas Fingerprint Resistant Range with No Preheat Air Fry

Approx Dimensions (HxWxD): 36 1/2 H x 30 W x 29 1/2 D

- No Preheat Air Fry-Cook healthier, crispier versions of your favorite foods in less time, thanks to an air fryer right in your oven that doesn't require preheating, a basket or a special tray
- Built-In WiFi, Powered by SmarthQ App-Connect, control and manage your oven from anywhere with your smartphone or tablet (Select features require WiFi Connection) [See details](#)
- GE Profile Connect +-Ensure your oven always has the latest features, like new Air Fry modes, with downloadable software upgrades
- Fingerprint resistant stainless-Easily wipe away smudges and fingerprints for a look that's always sparkling clean



Model#: PDT715SYNFS

GE Profile™ Fingerprint Resistant Top Control with Stainless Steel Interior Dishwasher with Sanitize Cycle & Dry Boost w

Approx Dimensions (HxWxD): 34 H x 23 3/4 W x 24 D

- Dry Boost™ with Fan Assist-Dry-Dry Boost with Fan Assist gets hard-to-dry items like plastics up to 3 times drier than heated dry cycles using a fan that pulls moist air out, resulting in table ready dishes
- Deep Clean Silverware Jets-This dishwasher with powerful cleaning jets washes your silverware to perfection, no matter how you load it. A system of 40 jets blast the silverware basket from the bottom up, removing all stuck-on foods
- Built-In Third Rack-This dishwasher with third rack storage lets you easily clean more items in fewer loads. It gives you extra loading flexibility with a place to wash and dry silverware, spatulas, lids and more
- Water Leak Sensor-This dishwasher features Active Flood Protect, which prevents potential overflows for greater peace of mind. It works by using a water leak detector to sense when water is too high, pumping it out until a safe level is reached



Model#: PVM9179SRSS

GE Profile™ 1.7 Cu. Ft. Convection Over-the-Range Microwave Oven

Approx Dimensions (HxWxD): 16 5/16 H x 29 7/8 W x 15 9/16 D

- Air Fry-Achieve crispy, never greasy, fried food results in your oven without the oil
- 1.7 cu. ft. capacity-950 Watts (IEC-705 test procedure)
- Fast Cook-Convection and microwave cooking combine to deliver fast oven-quality results
- Sensor cooking controls-Automatically adjusts time and power for delicious cooking results



109985 GE – NON-GOURMET GAS – UP 2



Model#: CGS700P2MS1

Café™ 30" Smart Slide-In, Front-Control, Gas Range with Convection Oven

Approx Dimensions (HxWxD): 37 3/8 H x 29 7/8 W x 29 1/2 D

- Built-In WiFi, Powered by SmartHQ App-Manage all aspects of your kitchen with the help of the SmartHQ™ App or your voice assistant (Select features require WiFi Connection) [See details](#)
- Personalized Features + Upgrades-Usher in the latest features by downloading cooking upgrades right to your oven, putting Air Fry and more in your repertoire
- No-Preheat Air Fry-Cook healthier, crispier versions of your favorite foods in less time, thanks to an air fryer right in your oven that doesn't require preheating, a basket or a special tray (WiFi Enabled)
- Expansive six-burner cooktop helps you entertain with ease-Entertaining for large groups is easy with the industry's first six burner, edge-to-edge cooktop that can accommodate cookware of all sizes and a cast-iron integrated griddle that provides enough room to perfectly flip crab cakes, arepas and other crowd favorites



Model#: CDT805P2NS1

Café™ Stainless Steel Interior Dishwasher with Sanitize and Ultra Wash & Dry

Approx Dimensions (HxWxD): 34 H x 23 3/4 W x 24 D

- Ultra Wash & Dry-This ultra-wash and dry dishwasher ensures sparkling clean, table-ready dishes. Its comprehensive wash system has a reversing quad spray arm for full coverage. Plus a premium drying system dries every item completely
- Loading Flexibility-A dishwasher with fold-down tines for uniquely shaped items and a third rack for extra capacity gives you the loading flexibility to store every dish how you want, and still get perfect results
- Customizable Hardware Options-Choose from four unique Café handle finishes to complement the rest of your kitchen, or your other Café appliances
- Adjustable Upper Rack-Enjoy a dishwasher with flexible loading with an adjustable upper rack. Easily move it up or down to fit bottles, large platters and other items as tall as 10.5



Model#: CVM517P2RS1

Café™ 1.7 Cu. Ft. Convection Over-the-Range Microwave Oven

Approx Dimensions (HxWxD): 16 5/16 H x 29 7/8 W x 17 15/16 D

- Air Fry-Make your favorite "fried" foods healthy, thanks to a mode that crisps without using oil for frying
- Create a streamlined cooking experience-Simplify your cooking steps by using Chef Connect to automatically activate vents and surface lights when a range element is turned on, as well as sync your microwave and range clocks
- A simple and smart addition to your culinary repertoire-Fresh vegetables and rice are perfectly prepared with a steam cook button that simplifies the entire process
- Say goodbye to guesswork-Enjoy consistently delicious results with sensor cooking controls that automatically adjust the time and power



109989 GE – GOURMET GAS – UP 1




Model#: JTD3000SNSS

GE® 30" Smart Built-In Self-Clean Double Wall Oven with Never-Scrub Racks

Approx Dimensions (HxWxD):
53 H x 29 3/4 W x 26 3/4 D

- Never scrub, heavy-duty racks-Say goodbye to scrubbing thanks to never scrub heavy-duty racks, engineered to withstand a self clean cycle
- Easy Clean controls-Simple controls that wipe clean with little effort
- Self-Clean with optional Steam Clean-Cleaning the oven interior has never been easier, with two cleaning options to fit your lifestyle
- Anywhere control with remote notifications-Save time by conveniently preheating and monitoring your oven from anywhere using the SmartHQ App



Model#: JGP5030SLSS

GE® 30" Built-In Gas Cooktop with 5 Burners and Dishwasher Safe Grates

Approx Dimensions (HxWxD):
5 1/2 H x 30 W x 21 D

- 30" cooktop with 5 burners-Enjoy ultimate cooktop flexibility and more cooking space with 5 sealed burners
- Maximize Your Cooking Space-Continuous cast iron grates provide more room for large cookware
- More Cooking, Less Cookware-Eliminate the need for extra cookware with an optional integrated griddle perfect for pancakes, grilled cheeses and other favorites
- Dishwasher-Safe Grates-Heavy-duty grates are easy to clean in the dishwasher



Model#: JVM3162RJSS

GE® 1.6 Cu. Ft. Over-the-Range Microwave Oven

Approx Dimensions (HxWxD):
16 7/16 H x 29 7/8 W x 15 7/8 D

- 1.6 cu. ft. capacity-950 Watts (IEC-705 test procedure)
- Convenience cooking controls-Operating made quick and easy
- Auto and time defrost-Defrosting times and power levels are programmed automatically or manually for optimal results
- Turntable On/Off-Controls turntable operation



Model#: GDT635HSRSS

GE® Top Control with Stainless Steel Interior Door Dishwasher with Sanitize Cycle & Dry Boost

Approx Dimensions (HxWxD): 33 3/8 H x 23 3/4 W x 24 D

- WiFi Powered by SmartHQ™-Monitor cycle status, check detergent pod count and automatically reorder detergent using your mobile device
- Bottle Jets-This dishwasher with bottle jets ensures a deep clean for tall items, narrow glasses, jars and more. In the upper rack, each of the four bottle jets directs water and detergent inside to effectively wash hard-to-reach areas
- Dry Boost™-Dry Boost gets hard-to-dry items like plastics up to 3x drier compared to heated dry
- Water Leak Sensor-This dishwasher features Active Flood Protect, preventing potential overflows for greater peace of mind. A water sensor cancels the wash cycle before a flood can occur and alerts you with blinking lights and a tone



109991 GE – GOURMET GAS – UP 2




Model#: PTD7000SNSS

GE Profile™ 30" Smart Built-In Convection Double Wall Oven with No Preheat Air Fry

Approx Dimensions (HxWxD):
53 H x 29 3/4 W x 26 3/4 D

- Built-In WiFi, Powered by SmartHQ App-Connect, control and manage your oven from anywhere with your smartphone or tablet (Select features require WiFi Connection) [See details](#)
- GE Profile Connect +Ensure your oven always has the latest features, like new Air Fry modes, with downloadable software upgrades
- No Preheat Air Fry-Cook healthier, crispier versions of your favorite foods in less time, thanks to an air fryer right in your oven that doesn't require preheating, a basket or a special tray
- Precision cooking modes-Simplify the cooking process with precision cooking modes that automatically track progress, and make time and temperature adjustments



Model#: PGP7030SLSS

GE Profile™ 30" Built-In Gas Cooktop with 5 Burners and an Optional Extra-Large

Approx Dimensions (HxWxD):
5 1/2 H x 30 W x 21 D

- Start Cooking Faster with Power Boil-18,000 BTU Power Boil burner delivers intense heat for faster boiling
- Maximize Your Cooking Space-Continuous cast iron grates provide more room for large cookware
- More Cooking, Less Cookware-Eliminate the need for extra cookware with an optional integrated griddle perfect for pancakes, grilled cheeses and other favorites
- Precise Simmer Burner-Protect delicate foods with low, even heating



Model#: PVM9179SRSS

GE Profile™ 1.7 Cu. Ft. Convection Over-the-Range Microwave Oven

Approx Dimensions (HxWxD):
16 5/16 H x 29 7/8 W x 15 9/16 D

- Air Fry-Achieve crispy, never greasy, fried food results in your oven without the oil
- 1.7 cu. ft. capacity-950 Watts (IEC-705 test procedure)
- Fast Cook-Convection and microwave cooking combine to deliver fast oven-quality results
- Sensor cooking controls-Automatically adjusts time and power for delicious cooking results



Model#: PDT715SYNFS

GE Profile™ Fingerprint Resistant Top Control with Stainless Steel Interior Dish

Approx Dimensions (HxWxD):
34 H x 23 3/4 W x 24 D

- Dry Boost™ with Fan Assist-Dry-Dry Boost with Fan Assist gets hard-to-dry items like plastics up to 3 times drier than heated dry cycles using a fan that pulls moist air out, resulting in table ready dishes
- Deep Clean Silverware Jets-This dishwasher with powerful cleaning jets washes your silverware to perfection, no matter how you load it. A system of 40 jets blast the silverware basket from the bottom up, removing all stuck-on foods
- Built-In Third Rack-This dishwasher with third rack storage lets you easily clean more items in fewer loads. It gives you extra loading flexibility with a place to wash and dry silverware, spatulas, lids and more
- Water Leak Sensor-This dishwasher features Active Flood Protect, which prevents potential overflows for greater peace of mind. It works by using a water leak detector to sense when water is too high, pumping it out until a safe level is reached



109993 GE – GOURMET GAS – UP 3




Model#: PT7800SHSS

GE Profile™ 30" Built-In Combination Convection Microwave/Convection Wall Oven

Approx Dimensions (HxWxD):
43 3/8 H x 29 3/4 W x 26 3/4 D

- Convection microwave (upper oven)-Circulates heat for high-quality results
- True European Convection (lower oven)-Achieve delicious results from a third heating element and fan combination
- Never-scrub, heavy-duty roller rack (lower oven)-Easily access items with a rack that glides smoothly
- Self-clean with Steam Clean option (lower oven)-Clean your oven the way you want



Model#: PGP7030SLSS

GE Profile™ 30" Built-In Gas Cooktop with 5 Burners and an Optional Extra-Large

Approx Dimensions (HxWxD):
5 1/2 H x 30 W x 21 D

- Start Cooking Faster with Power Boil-18,000 BTU Power Boil burner delivers intense heat for faster boiling
- Maximize Your Cooking Space-Continuous cast iron grates provide more room for large cookware
- More Cooking, Less Cookware-Eliminate the need for extra cookware with an optional integrated griddle perfect for pancakes, grilled cheeses and other favorites
- Precise Simmer Burner-Protect delicate foods with low, even heating



Model#: UVW8301SLSS

30" Designer Wall Mount Hood w/ Dimmable LED Lighting

Approx Dimensions (HxWxD):
24 H x 30 W x 20 D

- 350-CFM Blower-Keep guests comfortable in every way with a 350-CFM blower that removes smoke, grease, odors and moisture from the kitchen
- 350-CFM blower-Powerful blower removes smoke, grease, odor and moisture
- Because everything from plating to lighting matters-Create the right ambiance any time of day with double LED dimmable lighting that illuminates the cooktop or range. Bulbs are included
- Enjoy effortless control-Add a conversation-starter to your kitchen with electronic backlit controls that look great and are easy to use



Model#: PDT715SYNFS

GE Profile™ Fingerprint Resistant Top Control with Stainless Steel Interior Dish

Approx Dimensions (HxWxD):
34 H x 23 3/4 W x 24 D

- Dry Boost™ with Fan Assist-Dry-Dry Boost with Fan Assist gets hard-to-dry items like plastics up to 3 times drier than heated dry cycles using a fan that pulls moist air out, resulting in table ready dishes
- Deep Clean Silverware Jets-This dishwasher with powerful cleaning jets washes your silverware to perfection, no matter how you load it. A system of 40 jets blast the silverware basket from the bottom up, removing all stuck-on foods
- Built-In Third Rack-This dishwasher with third rack storage lets you easily clean more items in fewer loads. It gives you extra loading flexibility with a place to wash and dry silverware, spatulas, lids and more
- Water Leak Sensor-This dishwasher features Active Flood Protect, which prevents potential overflows for greater peace of mind. It works by using a water leak detector to sense when water is too high, pumping it out until a safe level is reached



109995 GE – GOURMET GAS – UP 4



Model#: CTD70DP2NS1

Café™ 30" Smart Double Wall Oven with Convection

Approx Dimensions (HxWxD):
53 H x 29 3/4 W x 26 3/4 D

- Built-In WiFi, Powered by SmartHQ App-Manage all aspects of your kitchen with the help of the SmartHQ™ App or your voice assistant (Select features require WiFi Connection) [See details](#)
- Personalized Features + Upgrades-Usher in the latest features by downloading cooking upgrades right to your oven, putting Air Fry and more in your repertoire
- Precision is the name of your cooking game-Confidently try new recipes and perfectly execute your favorites, using a smart system that automatically tracks progress, modifies temperatures and adjusts cook times
- Brighten up life in the kitchen-Easily navigate settings using a stunning full color display that adds an unexpected touch of style to your kitchen, including custom screen backgrounds and weather updates



Model#: CGP70362NS1

Café™ 36" Gas Cooktop

Approx Dimensions (HxWxD):
5 1/2 H x 36 W x 21 D

- Versatile burner complements every cooking style-Sear, fry and sauté on a 18,000 BTU burner
- Spend more time cooking and less time cleaning up-Keep your kitchen sparkling, even when there's a spill with sealed cooktop burners that contain messes for easy cleanup
- Lights that do more than shine-Enjoy peace of mind with a touch of style thanks to white LED backlit, heavy-duty knobs that let you know when a burner is activated at a glance
- More cooking with less cookware-Get the most from your cooktop and eliminate the need for extra cookware with an extra-large, integrated cooktop griddle as an optional accessory



Model#: CVM517P2RS1

Café™ 1.7 Cu. Ft. Convection Over-the-Range Microwave Oven

Approx Dimensions (HxWxD):
16 5/16 H x 29 7/8 W x 17 15/16 D

- Air Fry-Make your favorite "fried" foods healthy, thanks to a mode that crisps without using oil for frying
- Create a streamlined cooking experience-Simplify your cooking steps by using Chef Connect to automatically activate vents and surface lights when a range element is turned on, as well as sync your microwave and range clocks
- A simple and smart addition to your culinary repertoire-Fresh vegetables and rice are perfectly prepared with a steam cook button that simplifies the entire process
- Say goodbye to guesswork-Enjoy consistently delicious results with sensor cooking controls that automatically adjust the time and power



Model#: CDT805P2NS1

Café™ Stainless Steel Interior Dishwasher with Sanitize and Ultra Wash & Dry

Approx Dimensions (HxWxD):
34 H x 23 3/4 W x 24 D

- Ultra Wash & Dry-This ultra-wash and dry dishwasher ensures sparkling clean, table-ready dishes. Its comprehensive wash system has a reversing quad spray arm for full coverage. Plus a premium drying system dries every item completely
- Loading Flexibility-A dishwasher with fold-down tines for uniquely shaped items and a third rack for extra capacity gives you the loading flexibility to store every dish how you want, and still get perfect results
- Customizable Hardware Options-Choose from four unique Café handle finishes to complement the rest of your kitchen, or your other Café appliances
- Adjustable Upper Rack-Enjoy a dishwasher with flexible loading with an adjustable upper rack. Easily move it up or down to fit bottles, large platters and other items as tall as 10.5



109997 GE – GOURMET GAS – UP 5



Model#: CTC912P2NS1

Café™ 30 in. Combination Double Wall Oven with Convection and Advantium® Technol

Approx Dimensions (HxWxD):
42 3/8 H x 29 3/4 W x 26 3/4 D

- Unmatched versatility to unleash your imagination-Enjoy a whole new level of cooking flexibility with a single oven that can be used in five different ways. Use it as a Convection Oven, Microwave, Toaster Oven, Warming/Proofing Oven, and Precision Cook Oven with Advantium Technology (upper oven)
- The perfect marriage of quality and speed-Eliminate the need for preheating and cook your favorite foods two- to four-times faster than a conventional oven (upper oven)
- The perfect bake is now perfectly easy-Achieve unrivaled performance with the only system that delivers top-down true convection for consistent results on special occasion favorites like roasts, chicken, turkey and more (lower oven)
- The oven rack that handles it all-Easily remove heavy dishes with a roller rack that is specially designed to glide smoothly and stay in the oven during the self-clean cycle, so you never have to handle cumbersome racks again (lower oven)



Model#: CGP70362NS1

Café™ 36" Gas Cooktop

Approx Dimensions (HxWxD):
5 1/2 H x 36 W x 21 D

- Versatile burner complements every cooking style-Sear, fry and sauté on a 18,000 BTU burner
- Spend more time cooking and less time cleaning up-Keep your kitchen sparkling, even when there's a spill with sealed cooktop burners that contain messes for easy cleanup
- Lights that do more than shine-Enjoy peace of mind with a touch of style thanks to white LED backlit, heavy-duty knobs that let you know when a burner is activated at a glance
- More cooking with less cookware-Get the most from your cooktop and eliminate the need for extra cookware with an extra-large, integrated cooktop griddle as an optional accessory



Model#: UUV8361SLSS

36" Designer Wall Mount Hood w/ Dimmable LED Lighting

Approx Dimensions (HxWxD):
24 H x 36 W x 20 D

- 350-CFM Blower-Keep guests comfortable in every way with a 350-CFM blower that removes smoke, grease, odors and moisture from the kitchen
- 350-CFM blower-Maintain a fresh, welcoming kitchen environment with a powerful blower designed to remove smoke, grease, odor and moisture
- 350-CFM blower-Powerful blower removes smoke, grease, odor and moisture
- Because everything from plating to lighting matters-Create the right ambience any time of day with double LED dimmable lighting that illuminates the cooktop or range. Bulbs are included



Model#: CDT805P2NS1

Café™ Stainless Steel Interior Dishwasher with Sanitize and Ultra Wash & Dry

Approx Dimensions (HxWxD):
34 H x 23 3/4 W x 24 D

- Ultra Wash & Dry-This ultra-wash and dry dishwasher ensures sparkling clean, table-ready dishes. Its comprehensive wash system has a reversing quad spray arm for full coverage. Plus a premium drying system dries every item completely
- Loading Flexibility-A dishwasher with fold-down tines for uniquely shaped items and a third rack for extra capacity gives you the loading flexibility to store every dish how you want, and still get perfect results
- Customizable Hardware Options-Choose from four unique Café handle finishes to complement the rest of your kitchen, or your other Café appliances
- Adjustable Upper Rack-Enjoy a dishwasher with flexible loading with an adjustable upper rack. Easily move it up or down to fit bottles, large platters and other items as tall as 10.5



REFRIGERATORS – CONT'D

110041



Model#: GZS22IYNFS

GE® 21.8 Cu. Ft. Counter-Depth Fingerprint Resistant Side-By-Side Refrigerator

Approx Dimensions (HxWxD):
69 1/2 H x 35 3/4 W x 30 3/4 D

Fingerprint Resistant Stainless-Easily wipe away smudges and fingerprints for a look that's always sparkling clean Counter-Depth Design-Enjoy a built-in look in the kitchen thanks to a counter depth refrigerator that fits nearly flush with cabinets and counters Showcase LED Lighting-Easily find even the smallest food items thanks to 7 flush-mounted LED lights, which shed more crisp, even light throughout the interior without wasting space Edge-to-Edge Shelves-Store more of your favorite items and enjoy organizational flexibility on every level with glass shelves that extend from wall to wall

110042



Model#: PYE22KYNFS

GE Profile™ Series ENERGY STAR® 22.1 Cu. Ft. Smart Counter-Depth Fingerprint Res

Fingerprint Resistant Stainless-Easily wipe away smudges and fingerprints for a look that's always sparkling clean Counter-depth design-Offers a built-in look by fitting nearly flush with surrounding cabinetry Hands-free Autofill-Lets you walk away while the dispenser automatically fills any container with filtered water Full-width electronic temperature-controlled drawer with LED lights-3 accurate settings deliver the optimal temperature for your favorite foods

110043



Model#: CYE22TP2MS1

Café™ ENERGY STAR® 22.1 Cu. Ft. Smart Counter-Depth French-Door Refrigerator wit

Approx Dimensions (HxWxD):
70 1/2 H x 35 3/4 W x 31 1/4 D

Cozy up with a hot cup of tea anytime-Steep a relaxing herbal tea or prepare light & fluffy couscous with an adjustable hot water dispenser that provides precise temperatures and measurements You're always in control, wherever you are-Use your voice or smart device to preheat water from your refrigerator while you relax in another part of the house Your kitchen's sightlines will thank you-Create a built-in look with counter-depth design that fits flush with surrounding cabinetry Guarantee a just-right fill-Whether you're filling a water bottle or adding water to a recipe, dispense an exact amount with just a touch by using the Precise Fill setting



GE APPLIANCES
a Haier company

CustomerNet

STANLEY  **MARTIN™**

110004 GE – WASHER & DRYER PACKAGE – UP 1 Includes pedestals



Model#: GFW510SCNWW

**GE® 4.5 cu. ft. Capacity Smart Front Load
ENERGY STAR® Washer with UltraFresh Vent
System with OdorBlock™ and Sanitize w**

Approx Dimensions (HxWxD): 39 3/4 H x 28 W x 32 D

UltraFresh Vent System With OdorBlock™-The first and only
UltraFresh Vent System with OdorBlock™ eliminates excess moisture
to help prevent odors ensuring your washer stays fresh and clean
Microban® antimicrobial technology-Built into components including
the gasket, dispenser and draining system delivering protection that
lives on load after load
Built-in WiFi-Start, stop and monitor your laundry from anywhere
while receiving real-time notifications and updates
Sanitize with Oxi-Remove 99% of bacteria with a dedicated cycle that
uses an Oxi additive to boost your detergent's cleaning power, while
keeping fabrics looking and feeling their best



Model#: GFD55ESSNWW

**GE® 7.8 cu. ft. Capacity Smart Front Load Electric
Dryer with Sanitize Cycle**

Approx Dimensions (HxWxD): 39 3/4 H x 28 W x 32 D

WiFi powered by SmartHQ™-Start, stop and monitor your laundry
from anywhere while receiving real-time notifications and updates
Quick Dry-Quickly dries items and small loads for families on the go
Sanitize Cycle-Sterilize clothing with elevated temperatures designed
to kill common household bacteria
Wrinkle Care-Prevents wrinkles by extending the tumble without heat



GE APPLIANCES
a Haier company

CustomerNet

STANLEY  **MARTIN™**

110005 GE – WASHER & DRYER PACKAGE – UP 2
Includes pedestals



Model#: PFW950SPTDS

GE Profile™ 5.3 cu. ft. Capacity Smart Front Load ENERGY STAR® Steam Washer with Adaptive SmartDispense™ UltraFresh Vent

Approx Dimensions (HxWxD): 39 3/4 H x 28 W x 34 D

UltraFresh™ Vent System+-The first and only UltraFresh™ Vent System+ is enhanced with a sensor that detects and eliminates excess moisture to help prevent odors, ensuring your washer stays fresh and clean.

Microban® Antimicrobial Technology-Get protection that lives on load after load with antimicrobial technology built into components including the gasket, dispenser, and draining system.

Adaptive SmartDispense™-Save time and effort with a dispenser that holds enough detergent for up to 32 loads. Plus, scan the barcode on the detergent bottle with the SmartHQ™ app and the washer will dispense the right amount based on the type of detergent.

Smart Features Powered by SmartHQ™-With SmartHQ™, you can make sure your washer always has the latest features, from extra cycles for jeans and swimwear, to customized stain removal technology for treating up to 30 different stains. It also delivers remote status notifications and enables remote capabilities, so you can easily control and monitor your washer from anywhere.



Model#: PFD95ESPTDS

GE Profile™ 7.8 cu. ft. Capacity Smart Front Load Electric Dryer with Steam and Sanitize Cycle

Approx Dimensions (HxWxD): 39 3/4 H x 28 W x 32 D

Steam Sanitize-Sterilize clothing with elevated temperatures designed to kill common household germs and bacteria, while using steam technology to reduce wrinkles and odors

Adaptive MySettings-By learning your preferences, the dryer personalizes your cycle selections automatically.

Washer Link-Wirelessly link your washer to your dryer so you only have to choose a setting once.

Smart Features Powered by SmartHQ™-Start, stop and monitor your laundry from anywhere while receiving real-time notifications and updates.